



# *Champagn-E-Vents*

*August 2023*

**MAILING ADDRESS:**  
 c/o 5639 Maidstone Cres N.E.  
 Calgary, Alberta,  
 T2A 4C3

**WEBSITE:** <http://www.calgaryballoonclub.ca/>

Live PZ Map: <https://goo.gl/maps/Twu821rLYiR2>



**MEETING HALL ADDRESS:**  
 SAIT Art Smith Aero Centre  
 1916 McCall Landing NE  
 Calgary, AB, T2E 9B5

**MEETINGS:**  
 Second Wednesday of each month, (except July, August & December) @ 7:30 p.m

<b>2023 BOARD OF DIRECTORS</b>		
President	Shane Lockyer	403-771-3002
President-Elect	Brant Leatherdale	403-478-6800
Past-President	Richard Clark	403-288-2978
Vice President	Jenn Podruski	403-276-6507
Secretary	<i>vacant</i>	
Treasurer	Dirk Luxen	403-992-2194
Director-At-Large	Emma Lockyer	403-968-4147

<b>COMMITTEE CHAIRS</b>		
Chief Pilot	Linda Then	403-276-6507
Chief Flight Instructor	Del Michaud	403-246-8332
Education	Richard Clark	403-288-2978
Merchandising	Shane Lockyer	403-771-3002
Newsletter Editor	Cathy Dudgeon	403-603-8774
Rural Events Co-ordinator	Brant Leatherdale	403-478-6800

*Opinions presented in contributions, articles, letters, and editorials are solely the opinions of the authors, and do not express the official views of the Calgary Balloon Club. Copyright 2023*

## Editorial Notes

Welcome to the summer edition of CHAMPAGN-E-VENTS. It seems to have been a particularly busy summer for many people, making it a challenge to put together a full-fledged newsletter. A huge thanks to all those who sent in news and photos.

The Calgary Balloon Club is considering rental equipment. Read about the details in the **Chief Pilot's Report**.

Richard Clark continues the series of excerpts from **Practical Ballooning** with Chapter 1 - Crew Duties.

The **Rise Up!** Festival in Medicine Hat was a huge success. Read some of the highlights, and a special article from Sheri and Cliff Skocdopole about fitting their balloon inside a giant teepee.

**HRBEC Workshops** have begun in High River, with a visit to the local library. More are scheduled in August and September.

Details about Hespero, Drumheller, the Heritage Inn International Balloon Festival, and Raven are included.

The fourth and final issue of CHAMPAGN-E-VENTS for 2023 will be distributed in November. Please email your submissions to Cathy at [cathycdn@gmail.com](mailto:cathycdn@gmail.com) by October 15, 2023.

Enjoy the rest of the summer!

*Cathy, Heather & Sharon*

## IN THIS ISSUE

Chief Pilot's Report

Annual BBQ

Annual General Meeting

Practical Ballooning Excerpt - Crew Duties

Blast From the Past

Rise Up

HRBEC Youth Program

Hespero

Drumheller

HIIBF

Raven

Calendar of Upcoming Events

Membership Application

# Chief Pilot's Report

*By Linda Then*

In late March, Shane Lockyer established the Calgary Balloon Club Balloon committee to explore the feasibility of the club, again, owning a hot air balloon system for student training, club pilot rentals and potentially, commercial passengers and/or tethers. All current balloon club members were asked to participate, if they were interested.

After several meetings, and a lot of discussion about costing, logistics, and the feasibility, the committee determined that if we had a balloon, these things could happen, but if we don't have a balloon, they are definitely not happening. With that in mind, and in looking at the cost of the equipment required, at the June General meeting, the committee motioned that an amount of \$30,000 be set up in an account for Balloon equipment allocation. The motion also included a provision of proper operating rules and systems in place, to verify to club members that the usage of the equipment would be monitored and assessed.

The committee also realized that the club would have to fundraise for at least double that amount, and that to match this amount, there would have to be some fundraising ideas for the future purchase.

After the motion was passed, the committee advised that the follow up plan was to put together the operating rules, and how the funding was going to be established for the Balloon operations. This would be presented at the September General meeting.

Since June, club member Cliff Skocdopole presented the committee with a proposal of leasing one of his systems to the Calgary Balloon Club for their use. This would provide the club with a procedure that would prove whether or not the equipment would be used and pay for itself. The committee believed that this was definitely a better way to get back into training and using balloon club equipment without a huge outlay of club funds. Cliff would supply all of the equipment, including the full balloon system plus a fan and a trailer. The club would pay Cliff an hourly rate when the Balloon was in use and we would also be responsible to register the equipment and pay for the insurance.

The committee established operating rules that would accommodate the use of this equipment by students, club pilots, and for any commercial passengers or tethers that may be requested.

Club members may have a lot of questions, and/or concerns about what the committee is proposing and we welcome those questions and/or comments, or concerns anytime before or during the September meeting.

The operating rules that the committee put together are as follows, realizing that these are DRAFT only and can be adjusted as we get into full operation.

**Calgary Balloon Club**  
**DRAFT Operating Rules**  
**JULY 2023**

**Introduction**


The objective of the Calgary Balloon Club is, where practicably possible, to encourage participation in and awareness of ballooning in Calgary. As part of meeting this objective, the club maintains a hot air balloon. The use of the balloon is intended for light recreational purposes that provide club pilot members the opportunity to build experience in flying, training, and to provide all club members access and opportunity to handle balloon equipment. In order to put some structure to the operations, the following Operating Rules have been established. Decisions to fly the Club balloon should favour safety and prudence. The operating rules are intended to provide direction on the handling of the balloon, events and accounting.

**CALGARY BALLOON CLUB BALLOON OPERATING RULES**

1. The Calgary Balloon Club, hereafter referred to as the “Club”. Equipment includes all items required to transport or fly the balloon. This includes the basket, envelope, instruments, fan, trailer, and all support equipment relating to the Club hot air balloon(s).
2. The pilot/student pilot must be a contributing, active member in good standing with the Club and will require approval from the Chief Pilot or designate before flying Club equipment.
3. In order to use the equipment, a pilot or student pilot must pay, up front, a refundable, yearly damage deposit \$250 for students and licensed pilots.
4. The damage deposit \$250 fee will be waived for a Club member instructor only for the purpose of instructing a Club member/student and only after approval by the Executive and/or Chief Pilot. The instructor must be a Club member in good standing and have an Instructors Rating. The student must be a member of the Club and have paid a refundable, yearly damage deposit of \$250

5. Booking for daily regular use of the equipment must be obtained from the Flight Coordinator. The regular use is considered as flight training and recreational use (80% of load chart). For any other use of the equipment, approval must be granted by the Executive. Normally, only one flight per category per pilot is to be booked at a time.
6. Following a flight, the equipment is to be returned to its assigned location or the Flight Coordinator advised if returned to a different location.
7. All equipment is to be returned in good operating condition. It is the responsibility of the Pilot to report any deficiencies in the equipment to the Executive and the Flight Coordinator and to initiate and follow up on any repairs as soon as possible (3 days).
8. Operating expenses, and the cost of repairs to Club equipment, (other than normal wear), is the responsibility of the Pilot. The Pilot is responsible for checking and/or maintaining all regulatory requirements (insurance, personal license, operating limits, permits, etc.).
9. Flying Rates are contained in Schedule A of current Operating Rules.
10. Tether Rates are contained in Schedule B of current Operating Rules.
11. Training Rates are contained in Schedule C of current Operating Rules.
12. Any income generated will be forwarded to the Club.
13. A "Flight Account Statement", complete with the flight number, all income and all receipts for claimed expenses shall be submitted to the Treasurer within 30 days. For accounting purposes, first, the hourly fee will be deducted from the income. Second, all or a portion of reasonable expenses, shall be claimed, and after review, paid separately from the remaining income.
14. Prizes (cash or cash value) will be split with the pilot on a 25/75 percent basis in favor of the Club.
15. Prior to flying over a City &/or carrying Commercial Passengers, a Club Pilot must have 50 PIC minimum untethered hours (experience, insurance considerations) , and be approved by the Chief Pilot or Executive.
16. The Club will work with landowners to maintain reasonable landowner relations

17. Event bookings draft system, requests submitted by January 15<sup>th</sup> each year.
  18. Pilots must be type approved by the chief flight instructor prior to using club equipment flight.
  19. Pilots can submit rental booking requests up to 5 flights per year ahead of time by January 15<sup>th</sup> each year.
  20. Student Pilot training will be available by priority on Sundays, bookings will be first come first serve.
  21. Any flight can be booked within a 2 week period if available.
  22. Any interpretations of, or exceptions to the above operating rules, shall be made by the Club Executive.
- 





## CBC's Annual Summer Picnic

When: Thursday, August 3  
5:00 p.m.

Where: Calgary's Bowness Park,  
Picnic Site 2 (see map)

What to bring: Food, beverages, plates,  
cutlery, chairs. There will be BBQs on site  
for cooking.

## Calgary Balloon Club Annual General Meeting November 8, 2023 at 7:30 p.m.

Please plan to attend the Annual General Meeting.

**You don't need to attend in person!** Our bylaws state that, "Any member who is eligible to vote and is unable to attend a meeting of the Club may vote by proxy provided that notice of such proxy is given to the Secretary not later than 48 hours before the meeting by letter, telephone, or telegram."

**You don't need to live in Calgary to be on the Executive!** "Any active member, in good standing, may be nominated to hold office."

If you're curious about what's involved, please contact any member of the Executive, or check the website for a current copy of the bylaws.



**PRACTICAL BALLOONING** is the title of the manual on hot air ballooning developed by the Calgary Balloon Club in the 1970's. The details of the history could be an article in a future newsletter. The authors went to great detail, and effort in describing the many aspects of ballooning including: crewing, training, and competition. Just when you think that you know all about ballooning, grab a copy, and have a read to fill in your knowledge gaps.

Below, from Chapter 1, CREW DUTIES, are section 1.1 – PREPARATIONS, and Section 1.2 – RIGGING. The crew are important. These sections list many items that a crew person can be considering. There are four more sections to Crew Duties – Launch, Chase, Retrieve, Refuelling. Note that this was written 50 years ago. I like the item that says, carry plenty of film so as not to run out. After decades, the knowledge/wisdom continues to be valuable. Enjoy.

*Richard*

=====

## **PRACTICAL BALLOONING**

### ***Chapter 1***

#### **CREW DUTIES**

Courtesy

- If you have promised to crew and cannot, advise the pilot immediately so alternate arrangements can be made.

#### **PREPARATIONS**

Contact pilot. Obtain precise information as to:

- Where the launch will take place.
- When you are expected to be there.
- How to find the location.

Check vehicle

- Gas tank full.
- Tires properly inflated. Spare tire ready for use.
- Shovel, sand, and tow rope in the trunk.

### Select clothing

- Organic materials are best, such as denim or wool or leather. Synthetic materials can lead to dangerous burns.
- Boots: Balloons land in rough fields and worse. Shoes are generally insufficient for field retrievals.
- Gloves: Protect hands from flame and rope burns.
- Cap: Prevents hair from catching fire.
- Coveralls: Ideal for warmth, pockets for storing tools, body well protected from fire. Best material is Nomex racing driver suits, but expensive!

### Additional items

- Film: Carry plenty. Balloons cause most cameras to run out of film.
- Binoculars: Aid in chase and enjoyment of flight.
- Snacks: Chocolate bars and potato chips dissipate the growlies common to crew who do not have time for breakfast.
- Liquids: Kool-Aid is even more welcome than champagne in summer. Coffee and hot cocoa are priceless in winter.
- Repellent: Insects enjoy tasty crew.
- Maps: Assist you in finding the most convenient roads to use. Why use the gravel roads if you know where the paved ones are?

## **RIGGING**

### General Rules

- Arrive on time: The flight may have been cancelled or moved to another launch location which you will be unaware of unless you are there to be informed.
- No smoking: Propane may leak unexpectedly.
- Damage (or possible damage) to equipment: Report it immediately whether or not you caused it. Lives depend on it.
- Watch your step: Crew have broken legs falling into gopher holes. Grass can be slippery with morning dew. Cow pies can be embarrassing.
- Be observant: Lives have been saved by crew alerting the pilot to dangerous situations. If something does not look right (even to the inexperienced crew), inform the pilot immediately.
- Know what you are doing: Don't pretend to understand instructions. Ask again...and again, until you know exactly what you must do.
- Practice job rotation: Learn something new each time you crew. The more you know, the more you will be able to help.
- Be courteous: Spectators may be present. Answer their questions. Make new friends for the sport.
- Lift only what you can carry: Ask for extra hands to help you. Don't be a hero with a hernia.

### Propane Tanks

- Don't drop or roll them. Even if external damage is not visible, internal tubing may be broken.
- Check securing straps in the basket are properly attached to the main structure and are not twisted.
- Orientation: Place cylinders so that the service valve is easily connected to fuel systems. Position tanks so that valves will continue to give liquid feed when the basket is tipped horizontally for inflation. Two holes drilled in the valve guard mark down position.
- Note fuel in each tank. Proper weight can be recognized with experience. Empty or partly empty tanks may be accidentally put in a basket. Check.
- Connect fuel system. POL connections have a reverse thread, rotate counter-clockwise to attach, clockwise to detach.
- Screw in fittings by hand. Rotate tank to bring fittings in line. Avoid use of wrench until connections are threaded fully. Possibility of "cross threading" if fittings are not properly engaged.
- Wrenches: Always use properly sized wrench. Never use "monkey wrench". This slips and will "round off" corners of a brass nut. Always gently tighten fittings with a wrench. Torque just slightly more than hand tight.
- Tank straps: Know how belt fastening mechanism works. Some must be continually under tension when being secured, or they will slip. Test security of belts by pulling on tank to simulate landing forces.

### Basket

- Structure: No parts cracked, loose or damaged.
- Position: Align basket with envelope via a reference mark which will indicate which side the instrumentation cables are placed.
- Anchorage: To prevent dragging during inflation, a line may be secured to the basket carrying handles or structure. Use round-turn and two half-hitches at anchorage point and slip knot at basket.

## Envelope

- Establish downwind directions by means of lighter flame, wet finger, morning mist drift or cigarette smoke (no smoking after this).
- Unpack balloon in a line heading downwind from basket. Check the field for sharp objects which may damage the balloon and remove them.
- Envelope storage bag: Fold neatly and place in basket.
- Centre panel or gore: Locate reference marker showing which is the envelope's centre and spread out fabric on both sides. Balloon may have to be rolled over so make sure the manoeuvring vent is on the bottom of the balloon during inflation. Otherwise, excessive air leakage can occur and inflation can be difficult.
- Avoid stepping on fabric. Treat as if tissue paper.
- Floor tension: The bottom of the envelope becomes the floor which should be taut. Go along the side of the balloon with a partner on the opposite side. Pull fabric from underneath until tension is felt by the partner.
- Rips or other damage: Report immediately *any* size of hole.
- Suspension cables: Straighten and untwist cables. Attach to the basket in the proper sequence.
- Shackles should be done up hand tight. Pocket wrench may be used to snug up. Safety lock any karabiners involved.
- Check the sequence of attachment by observing the cables are attached in the same order as they are on the balloon envelope mouth.

## Inflation Fan

- Gas: Sufficient for inflation.
- Oil: Level sufficient
- Fan Guard: Not loose. Fan must not rub on guard.
- Safety: Crew wearing dangling scarves, cameras or laces should not work near fan. Items may become entangled in rotating parts.

## Fan Check:

- i. point away from balloon
- ii. turn fuel switch on
- iii. turn on spark plug arrestor switch
- iv. open choke
- v. pull starter cord
- vi. if motor flooded, close choke and pull starter cord until motor fires
- vii. observe if parts or belts need tightening when running
- viii. shut off fan by turning all switches off
- ix. position to one side of basket and point into mouth of balloon

### Instrumentation

- Secure instrument panel to basket.
- Calibrate altimeter, variometer and temperature gauge. Check temperature gauge cable is intact and plugged in.

### Miscellaneous

- Fire extinguisher: Pressure adequate. Position where all crew know where it is ready for use.
- Champagne: Pad and store in basket.
- Dropline/Trail rope: Not tangled, free to run.

*(End PB Chapter 1, section Rigging)*

## Blast From the Past



*City of Vancouver Archives, Reference Code AM1576-S6-12-F65-: 2011-010.571, Glen E. Erickson*

An old photo showing two balloons doing a tether at Stanley Park in Vancouver for Expo 86. Linda Then identified the black balloon in the background as Dave Gleed's balloon. Can anybody provide information about the black and yellow balloon in the foreground?



**Ballooning Highlights**

3 beautiful morning flights

Friday evening candlestick, with over 1500 people in attendance.

Saturday evening Balloon Glow at COOP place, with over 10,000 people in attendance.

Sunday morning 50/50 Golf Ball Drop - congratulations to Annette Dickinson!



**Saturday's Festivities at Co-op Place**

included a Kid Zone, live music on the patio, and an indoor market with 44 vendors.

The indoor movie was a huge hit as well.

13 food trucks sold over \$35,000 worth of food, snacks, and drinks.





**Community Connections**

Over 300 people attended the outdoor movie in Kin Coulee Park.

17 stores participated in a store decorating contest.

11 pubs, coffee shops and bakeries participated in the Rise Up to Patio Season.

Every elementary school was attached to a balloon for the weekend. Students loved it!

The Balloon trading cards were a huge hit with the community.



Congratulations to the teams with the top three scores!

1. Del Michaud
2. Dave Glead
3. Gary Lockyer



All the pilots  
*(with a little creative editing to include those who had to leave early).*

## Putting “Northern FLights” Inside the World's Largest Teepee

*By Cliff and Sheri Skocdopole*



A little over a year ago, we participated in the first annual Rise Up Balloon Festival, in Medicine Hat, Alberta. While attending this fun event we were taken on a city tour and part of the tour was to visit the World's Largest Teepee.

The Saamis Teepee, located along the Trans Canada Highway, was constructed for the 1988 Winter Olympics that were held in Calgary, Alberta. Each of the 10 masts has a large storyboard on it, which shows parts of the Indigenous culture and history. The main masts of the teepee are 215 feet tall (the same as a 20 story building) and the diameter of the Teepee is 160 feet with a foundation weight of 800 metric tons. Community groups can apply to have the city light up the teepee in various different colours to represent community groups or support programs. That week it was coincidentally lit up green in support of a local program “Our Collective Journey”, which assists with mental health and addiction recovery and this group works in collaboration with the Rise Up Balloon Festival (a perfect partnership) to bring awareness to these issues.



If you know balloonists, you know they're always looking for some way to change things up or take on a challenge. So within a few minutes of being there, Cliff started looking at the size of the Teepee and the conversation started, "Do you think we could fit "Northern FLights" inside of this?"


Our Kubicek BB26XR balloon "Northern FLights" has a photo I took of the Aurora dancing in the sky over Cliff's (pilot and my husband) grandparents' farm. The vent has a second photo on it that I took of a full moon.

We approached the organizers of the Rise Up event, Willy and Cindy Taillon, and that got the ball rolling. Of course we needed permission from the city and the blessing of the Indigenous community whose cultural beliefs are that the Northern Lights are the spirits of their ancestors dancing across the sky.

One year later, the week before the 2nd annual Rise Up event, we received the news from Willy and Cindy that the City of Medicine Hat had granted permission and the Indigenous community had given us their blessing! We were also told that the burner of the balloon could be representative of the home fire in the Teepee. All we needed now was for the weather to cooperate so that we could actually pull this thing off.

On Thursday, May 25 we were unable to fly our evening flight due to fast upper winds, but as we drove back to our hotel, close to dusk, we noticed the winds were dying off, and the flags in the area were hanging, so we decided to head over to the Teepee, to check conditions there. Thumbs up...conditions were perfect!

Our crew was ready and the rest of the ballooning community that was attending the event headed over to assist and observe. As the sun set and we inflated "Northern FLights", there were doubts as to whether she was going to fit in the opening.



As they moved her into position with extra crown lines for stability, it was a perfect fit! There was even one lucky young lady who was having her grad photos taken at the teepee who got, in my mind, the most epic grad photo ever with the balloon as well!

It was truly an honour to be able to place our balloon inside the Teepee and we would like to thank all those involved in it, including the city of Medicine Hat, the local Indigenous community, Rise Up Balloon Festival (Willy and Cindy!), the Calgary Balloon Club, our Hespero Hot Air team crew (you are the best) and everyone else who helped in any way. This was a highlight for us for sure and I'm not sure how we will top it...but I'm sure we will think of something!

*Cliff and Sheri Skocdopole*



# HRBEC Youth Program

By Cathy Dudgeon

Over 40 children attended two separate *Introduction to Hot Air Balloons* workshops on July 24 at the High River Library. Activities included storytime, hands-on demonstrations, games, a display done by the Notre Dame Collegiate Aeronautics Club, and trading cards as prizes. Thank you to Richard Clark for joining us this year, and to all the pilots who donated trading cards.



# The 2023 (12th Annual) **HESPERO BALLOON RACE** *and Corn Roast*



Cliff and Sheri Skocdopole would like to invite all of you to our 12th annual balloon get together at Hespero, Alberta from September 1 through September 4. This is the September Labour Day weekend.

Hespero is in a farm community clustered with oil and gas wells in west central Alberta. It is located 30 minutes west of Red Deer on highway #11. Sylvan Lake and Rocky Mountain House are both within 25 minutes.

Hespero Airport is all grass and can function as a camping spot for tenting and or RV trailers. We will have portable washroom facilities but limited showers. Our kitchen facilities are limited but we do have hot water and sink. We do have large BBQs and lots of refrigerator room for food storage and those cold drinks.

The flying events will take place at or near the Hespero Airport. For pilots, it is listed in the Canadian Flight Supplement under "Hespero". This is not a busy runway and is privately owned so we have our freedom to come and go as we please.

Propane will be for sale at the Hespero airport at wholesale prices.



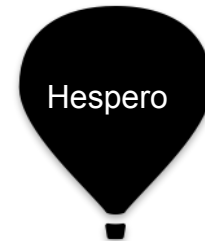
We have six flights planned, weather permitting. The schedule of events (see schedule) will consist of some fun flights, perhaps a competition flight (Hare and Hound), a timed long/short jump, a crew competition, and some fun socialising. The details of the competition flight will be handed out at the briefing.



There will be trophies, prizes, and a chance to win the propane you used during the weekend event. If you want to have ownership of that great Hespero trophy all it takes is a \$20.00 pilot entry fee and winning the competition for entering long/short jump, winner takes all money and bragging rights!



There are also weekend events like farmers markets on Friday and Saturday at nearby towns. As part of history on the September long weekend we will be having the long time “Rolling Hills Corn Roast” on Saturday evening. Come and check out our Corn Roaster!



### ACCOMMODATIONS

For those of you who will be staying at a motel, Sylvan Lake will be busy that weekend so if you decide to stay there you should book early. Rocky Mountain House has lots of motels. Both towns are 30 to 40 km away. We would advise you to book early at any of these places.

For the campers we will have power hook up from Gensets running. There will be enough power outlets for campers each with at least a 15-amp service. Please bring extensions cords if you have them as that is what we may be short on. Water hookups or sewer hookups are not available but there will be a water hose to fill up trailers and jugs and we will have a sewer truck lined up to come and empty trailers Sunday. Please let us know ahead of time if you are camping so we make sure we know how much room will be required.



## MEALS

We must of course charge a fee to help offset some costs. We are trying to make this as economical as possible but also try to keep the workload down for individuals, so they all have time to join in the festivities. Our weekend rate is \$70.00. We have the option to pay in day charges as some people will only be in attendance for part of the weekend.

We ask everyone to bring their own meat (for Saturday evening). Burgers and Hot dogs are available. And to bring either a salad, or dessert for Saturday evening meal. (Leftovers from this for Sunday afternoon meal) We have lots of fridge space at the hanger, Grill space, and BBQ ovens for reheating.

Please RSVP what you can bring

The way we lay out the meals is as follows:

### **Friday evening:**

Hamburgers and hot dogs and buns with condiments available to throw on BBQ. If you want something different you will have to have to supply your own

### **Saturday:**

Early morning before flight is coffee and donuts (supplied)

Hot breakfast cooked by locals after the flight.

Lunch on your own (Barbeque available with Burgers and hot dogs supplied)

Late afternoon supper everyone supplies their own meat. (Barbeque available).

We will supply the "balloon burner corn" and Baked Potatoes.

\$30.00 for the day/per person

### **Sunday:**

Early morning before flight is coffee and donuts (supplied)

Hot breakfast cooked by locals after the flight.

Lunch on your own (Barbeque available with Burgers and hot dogs supplied)

Late afternoon supper is deep fried Chicken wings and

Homemade fries(supplied)

\$30.00 for the day/per person

### **Monday:**

Early morning before flight is coffee and donuts (supplied)

Hot breakfast cooked by locals after the flight.

\$15.00 for the day/per person



## Hespero 2023 Schedule of Events

Please note: all balloon events are scheduled "weather permitting"; consequently, all times are subject to change. All activities will take place at Hespero Airport.

### FRIDAY September 1st Sunrise 6:50 am Sunset 8:27pm

2:00pm - 6:00pm	Registration (evening meal on your own) Set up for camping if required
5:00 pm	PILOT WELCOME, MASTER BRIEFING
6:15 pm	FLIGHT BRIEFING
6:45pm - 8:30 pm	FLIGHT
8:30 pm	Social evening

### SATURDAY September 2nd Sunrise 6:52am Sunset 8:25pm

6:00 am	HANGER OPEN COFFEE AND DONUTS
6:30 am	FLIGHT BRIEFING
6:45 am - 9:30 am	FLIGHT
9:30 am - 10:30am	BREAKFAST (catered)
12: pm	CREW COMPETITION (one of the two days weather dependent)
10:30 am - 4:00 pm	FREE TIME (lunch on your own) "nap time"
4:00 pm - 5:30 pm	CORN ROAST AND BARBEQUE
6:15 pm	FLIGHT BRIEFING
6:45 pm - 8:30 pm	FLIGHT
9:00 pm	<u>BS TIME</u>

### SUNDAY September 3rd Sunrise 6:54 am Sunset 8:22pm

6:00 am	HANGER OPEN COFFEE AND DONUTS
6:30 am	FLIGHT BRIEFING
6:45 am - 9:30 am	FLIGHT
9:30 am - 10:30 am	BREAKFAST (catered)
12:00pm	CREW COMPETITION
10:30 am - 2:00 pm	FREE TIME (lunch on your own) "power snooze"
4:00pm - 5:30pm	WING NIGHT AND BARBEQUE
6:15 pm	FLIGHT BRIEFING
6:45pm - 8:30 pm	FLIGHT
9:30pm	AWARDS

### MONDAY September 4th (Labor Day) Sunrise 6:55 am Sunset 8:20pm


6:00 am	HANGER OPEN COFFEE AND DONUTS
6:30 am	FLIGHT BRIEFING
6:45 am - 9:30 am	FUN FLIGHT
9:30am - 10:30am	BREAKFAST (catered)

Contact Cliff [Cliff@skocdopole.com](mailto:Cliff@skocdopole.com) or Sheri [csskoc@gmail.com](mailto:csskoc@gmail.com) to register, or if you have any questions.

# DRUMHELLER

## May 2023

There was very little flying but lots of time for eating and socializing. Thank you to Kerry Ringness and Sheri Skocdopole for the photos of the few brave aeronauts who hiked up the side of the canyon.



## September 2023 Drumheller Happening

**When:** September 15-17, 2023

**Where:** Drumheller! The Travelodge will once again be offering a special rate for Balloon Club members. Please let them know you're with the CBC when making your reservations.





High River Spring Parade, May 2023

Plans are well under way for the 2023 Heritage Inn International Balloon Festival in High River. Over 30 pilots have registered, with at least eight special shapes.

Leanne Henderson and Darla Grasley have been hard at work setting up a volunteer system to make sure there are enough volunteers to run the event smoothly. The system was used in Medicine Hat with success. Please make sure to sign up, even if you're regular crew for the same pilot.

QR CODE:



*Introduction to Ballooning* workshops are scheduled for 8:00 a.m. and 10:00 a.m. on Sunday, August 13th and Sunday, September 24th at the High River Balloon Port. Links to registration will be posted on the website and Facebook page.

The Crew Training workshop will be on Tuesday, September 26th at 6:30 p.m., at the Balloon Port.



# RAVEN RALLY 2023

OCT.20 - 22, 2023



## Welcome to Raven, Alberta

Beautiful in the fall, we welcome balloonists to again enjoy the great weather, large landing fields and some great flights and friends.

Raven is in the Heartlands of Alberta, located 30 miles west of Innisfail and less than 2 hours from Calgary. The site of the Rally is at Caron Family Farm, owned by Linda's Caron Family and complete with an excellent Balloonport, campground and group facilities.

The Raven event was started by Life Time Club member Brian Hval in 1980 who, coincidentally, had a place a few kilometres from the Caron Farm. Walt and Linda, along with Oscar and Val Caron began hosting the event in 1982 and the family has enjoyed hosting the event ever since. The Caron family now welcomes us to "fly Raven" and have a great enjoyable weekend.

**FLIGHTS:** SATURDAY A.M./P.M. SUNDAY A.M.  
BRIEFINGS: 8:00 AM AND 4:00 PM

**MEALS:** FRIDAY: 6:30 PM

- MEET AT THE TIVOLI RESTAURANT IN SPRUCEVIEW
- SATURDAY A.M. BREAKFAST AFTER FLIGHT (Roundhouse)
- SATURDAY P.M. DINNER AFTER FLIGHT (Roundhouse)
- SUNDAY A.M. BREAKFAST AFTER FLIGHT (Roundhouse)

**ACCOMMODATIONS:** ON SITE CAMPING OR REASONABLE MOTELS  
AVAILABLE 10 - 30 MINUTES AWAY. (see page two)

ALSO: 3 BEDROOMS IN HOUSE available for rent.

With SHARED BATHROOM

#1-QUEEN room @ \$60.00/ROOM/NIGHT,

#2- 2 TWINS room \$60.00/ROOM/NIGHT,

# 3- Large Queen room \$75.00/ROOM/NIGHT



**FACILITIES:** ROUNDHOUSE COMPLETE WITH CAMP KITCHEN, WOOD FIRE PIT, LOTS OF TABLES.  
INDOOR BATHROOMS, SHOWERS

**WEEKEND COST:** \$40.00 PER PERSON  
(includes Saturday breakfast, dinner, Sunday breakfast)

## THINGS TO DO:



### BALLOON FLIGHTS

AFTERNOON CONTESTS,(if Time), RELAXING, EXPLORING,  
CUTTING WOOD, SOCIALIZING and JUST HAVING A GREAT  
TIME!!

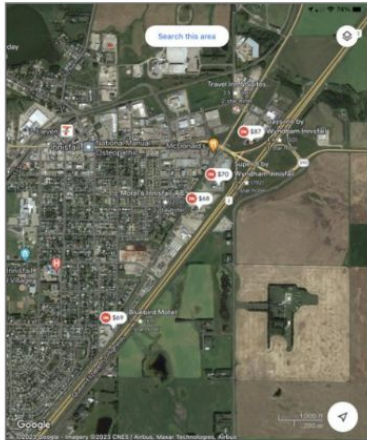
**HALLOWEEN COSTUMES ARE A GREAT HIT SO BRING YOURS FOR  
SATURDAY NIGHT!**

CONTACT: WALT AND / OR LINDA THEN  
874-0160 /wlthen@telus.net

(We will need to know how many to expect for planning the meals, so please let us know if you and your friends are planning on coming )

ALL ARE WELCOME! BRING THE FAMILY, COME READY TO RELAX, ENJOY THE FLYING,  
THE FRIENDSHIPS AND ABOVE ALL.... HAVE FUN

**INNISFAIL MOTELS:**

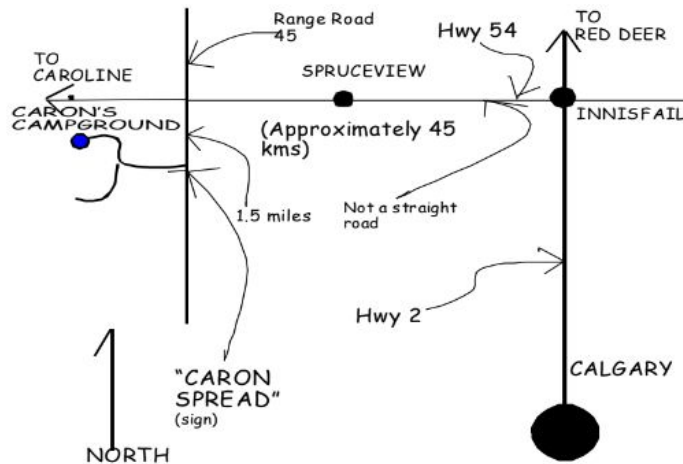


**MOTEL ACCOMMODATION - CAROLINE**


**GATEWAY (Caroline) 403-722-3322**  
**Caroline Motel 403-722-3000**  
**Innisfail (see attached map)**

**ON SITE CAMPING SURROUNDING THE BALLOONPORT:  
 INDOOR HEATED SHOWER HOUSE AND BATHROOMS.  
 PICNIC TABLES  
 ROUNDHOUSE W/ COOKING FACILITIES  
 NO ELECTRICAL OR WATER HOOKUPS.**

**GOOGLE MAP:  
 "RAVEN RIVER HIDEAWAY"  
 FOR MAP**




## Recent Flights



June 24 - Ken Dudgeon,  
Cathy Dudgeon,  
Jamie Kinghorn,  
Brenda Norrie,  
Linda Tolman



July 8 - Scott Gordon did a tether at the Balloon Port as a fundraiser for Silent Heroes.  
*Photos submitted by Brent Gordon and Scott Gordon*



July 8 -  
Shane Lockyer  
in his hopper.

*Photos submitted by Shane Lockyer.*

# 2023 CALENDAR OF UPCOMING EVENTS



Dates and locations will be confirmed by email.

DATES	EVENT	LOCATION
Aug 3	CBC Annual Summer BBQ	Bowness Park
Aug 13	HRBEC Ballooning 101 Workshops	High River, Alberta
Sept 1-4	Hespero Annual Balloon Race	Hespero, Alberta
Sept 13	CBC General Meeting	SAIT Art Smith Aero Centre
Sept 15-17	Fall Drumheller Happening	Drumheller, Alberta
Sept 24	HRBEC Ballooning 101 Workshops	High River, Alberta
Sept 27-Oct 1	Heritage Inn International Balloon Festival	High River, Alberta
Oct 7 - 15	Albuquerque Balloon Fiesta	Albuquerque, New Mexico
Oct 11	CBC General Meeting	SAIT Art Smith Aero Centre
Oct 20-22	Raven	Raven, Alberta
Nov 8	CBC Annual General Meeting	SAIT Art Smith Aero Centre
TBA	CBC Annual Christmas Party	TBA
Jan 1, 2024	New Year's Day Flight and Potluck	High River, Alberta

Please send submissions for the November newsletter  
to Cathy [cathycdn@gmail.com](mailto:cathycdn@gmail.com) by October 15th.  
Earlier is better.

# **Calgary Balloon Club Membership Application**

Membership Year is from January 1 to December 31



Name: \_\_\_\_\_  
Surname First

Address: \_\_\_\_\_  
\_\_\_\_\_ Postal Code: \_\_\_\_\_

Email Address: \_\_\_\_\_

Phone - Home: \_\_\_\_\_ Phone - Cell: \_\_\_\_\_

It is the intention of the Club

- to use the information to contact you about Club activities
- to provide a Membership Roster and email list for Club members
- to use the information for Club purposes
- for you to have access to your information
- to respect your privacy

**\*I give permission to have my contact information included on the Membership Roster and/or email list to be distributed to the members of the Calgary Balloon Club.**

**Circle One YES NO**

<u>Membership Class</u>	<u>Rate</u>	<u>Amount Enclosed</u>
Active	\$45/year	\$
Family of Active Member	\$15/year	\$
Name(s) of Family Members applied for		
Family member's email address, phone		
<b>Total Enclosed</b>		\$ _____

Please make **cheque** payable to:  
 'The Calgary Balloon Club  
 c/o 5639 Maidstone Cres NE  
 Calgary, Alberta T2A 4C3

For **e-transfer**, please send to Dirk,  
 Club Treasurer at [luxen@shaw.ca](mailto:luxen@shaw.ca)